

ANNUAL REPORT

1 in 9 Georgians and 1 in 8 Georgia children face food insecurity—an intolerable reality. Skyrocketing expenses such as housing, fuel & groceries force our neighbors to seek food aid in record numbers. Every day, our dedicated staff and feeding partners in Dawson, Forsyth, Hall, Lumpkin & Union Counties fight tirelessly against hunger. Until hunger is eradicated, we won't rest.

Join us in the battle against food insecurity in North Georgia!
'til No One is Hungry!

Rebecca Thurman

– Rebecca Thurman, Executive Director, GMFB



6,812,221
meals distributed to the hungry.



392,896
meals distributed
through Mobile Pantry.

167

RX Box meals



120,638
meals from
Community
Food Drives

Provided the vital link between sources of food supplies and hardworking community-based partner agencies that help get the food into the hands of those who need it

225,428
pounds of food
provided through
Neighborhood Fresh.



2,906
donors



7,360
volunteer
hours

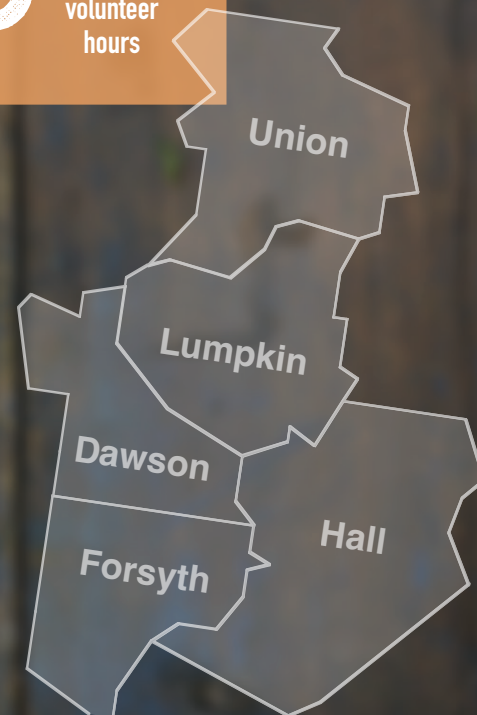
INCLUDING

Partnered with corporate food donors who provided

469,443
MEALS



Worked with **63** PARTNER AGENCIES to distribute food throughout North Georgia.



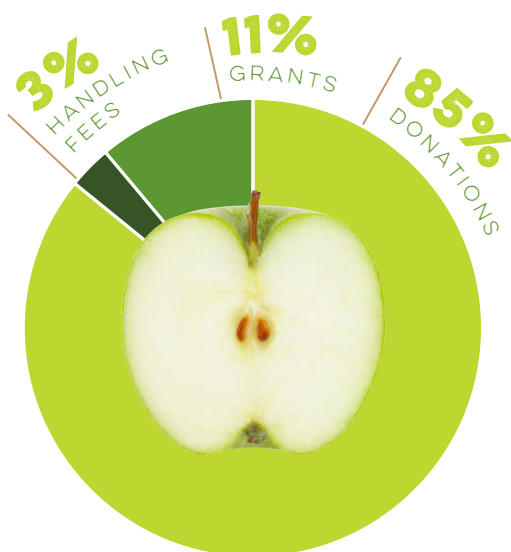
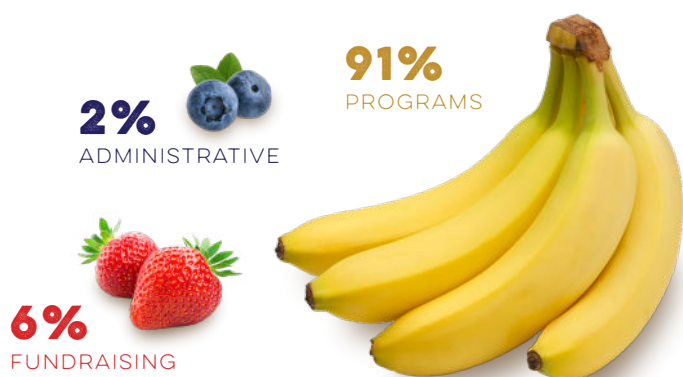
For more information or to learn how you can help call
770-534-4111 or visit our website at
GAMOUNTAINFOODBANK.ORG.

BY THE NUMBERS

July 1, 2022 to
June 30, 2023

Condensed Statement of Activities

Audit completed by Alexander Almand & Bangs, LLP



Our Mission: To address hunger, health and quality of life by serving those in need throughout North Georgia.

EXPENSES

| | |
|--------------------------------|----------------|
| Program services | \$8,272,103.00 |
| Management and general | \$221,885.00 |
| Fundraising | \$555,961.00 |
| Total functional expenses | \$9,049,949.00 |
| Costs of direct donor benefits | \$1,945.00 |
| Non Cash | \$6,420,265.00 |

TOTAL EXPENSES \$9,051,894.00

REVENUES AND SUPPORT

| | |
|--|----------------|
| Contributions | \$1,926,525.00 |
| Program service & other revenues | \$330,049.00 |
| In-kind contributions of food & services | \$6,420,265.00 |
| Grants | \$1,120,070.00 |

TOTAL REVENUES AND SUPPORT \$9,796,909.00

CHANGE IN NET ASSETS \$763,654.00

| | |
|-------------------------------|----------------|
| NET ASSETS, BEGINNING OF YEAR | \$3,510,213.00 |
| NET ASSETS, END OF YEAR | \$4,277,506.00 |



Full financial statements provided upon request. A complete copy of the audited financial statements for the year ending June 30, 2023 is available for review on our website, gamountainfoodbank.org.